

InnoQuant

Fluorescence whole-slide scanner

Multiplexing whole-slide scanner

4 colors simultaneously scanned
7-position filter for each channel
No tiling, no stitching

Intuitive process

Content-based autofocus
Completely automated dynamic process
User-friendly interface and remote-controlled

Quantitative fluorescence detection

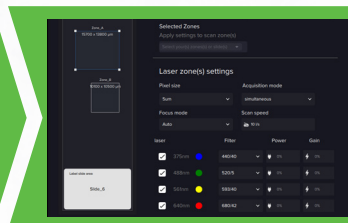
Ensures signal homogeneity during the scan
8-bit or 16-bit multi resolution TIFF
Non-proprietary image format




Intuitive workflow



INSERT
Samples



SET
Parameters




RUN
Scan



GET
Images

*Mouse kidney IF section (Nuclei : SYTOX Orange, Blood vessels : wheat germ agglutinin, AF488 & Nervous system : TUJ1 Antibody, AF633) at pixel size 0.5 µm, scale bar : 1000 µm


InnoQuant

LASER EXCITATION WAVELENGTH	375 nm	488 nm	561 nm	640 nm
EMISSION FILTERS	FF01-440/40	FF01-513/17	FF01-593/40	FF01-680/42
	For customization: 6 additional position filters for each PMT			
COMPATIBLE FLUOROPHORES*	DAPI Alexa Fluor 350 Hoechst DyLight 350	FITC Alexa Fluor 488 Cy2 DyLight 488	TRITC Alexa Fluor 561 Cy3 DyLight 594	DRAQ 5 Alexa Fluor 647 Cy5 DyLight 650
DETECTION TYPE	4 independent photomultipliers (PMT)			
PMT GAIN	Linear from 0.01 to 100%			
ACQUISITION MODE	4-color simultaneous acquisition			
FOCUS MODE	3 different focus options Fully automated in-content focus; Real-time autofocus; Fixed focus			
SLIDE SIZE	Compatible with standard microscope slides: 26 x 76 mm / 1 x 3 inch Maximal thickness 1.8 mm / 0.07 inch			
LOADER CAPACITY	Single slide or 24 slide-autoloader			
SCANNING AREA	Adjustable up to 26 x 76 mm / 1 x 3 inch			
SCANNING TIME	17 min for a scan area of 18 x 18 mm / 0.70 x 0.70 inch at pixel size 0.5 µm			
PIXEL SIZE	From 0.5 to 40 µm			
IMAGE FORMAT	Non-proprietary image format (multi-resolution TIFF)			
BARCODE READER	Automatic barcode reading			
POWER SUPPLY	~ 100-240 VAC, 1.2 A, 50-60 Hz			
DIMENSIONS [mm] & WEIGHT [kg]	(W) 429 x (D) 696 x (H) 521 ; 52 kg			
DIMENSIONS [inch] & WEIGHT [lbs]	(W) 16.88 x (D) 27.40 x (H) 20.51 ; 114.64 lbs			

* Non exhaustive list, please contact us for more information about fluorophore compatibility
Please contact us for any additional information.



Scan this QR code to get more information

<https://www.innopsys.com/>

Class I laser product for research use only
Oct 2021. P_InnoQuant_RD2
Specifications subject to change without notice
Contact us for the most recent specifications

Carbonne - FRANCE
+33 561 971 974
contact@innopsys.fr
www.innopsys.com

Chicago, IL - USA
+1 312 513 7690
+1 312 873 3904
contact@innopsys.com